

Trial License

Cellebrite is happy to offer a self service simple process to get a Demo license for a trial purpose for additional products you do not currently own.

This service is granted only to vetted current Cellebrite customers.

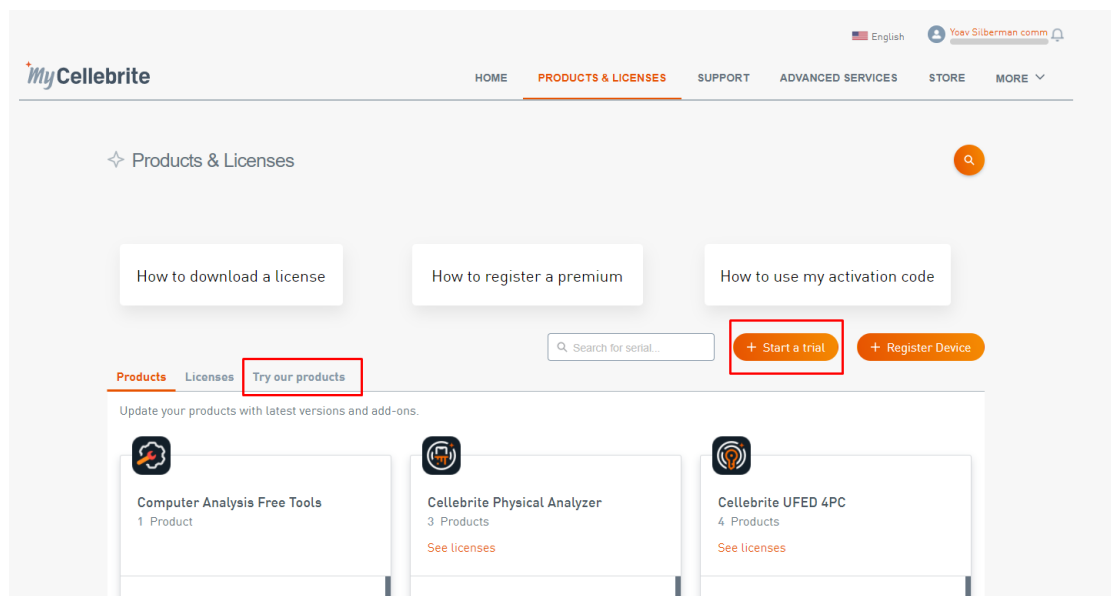
Each Cellebrite contact can activate a free trial for period of 30 days, once, for each of the available Products from Cellebrite’s community portal - MyCellebrite.

The products available for Trial are the following:

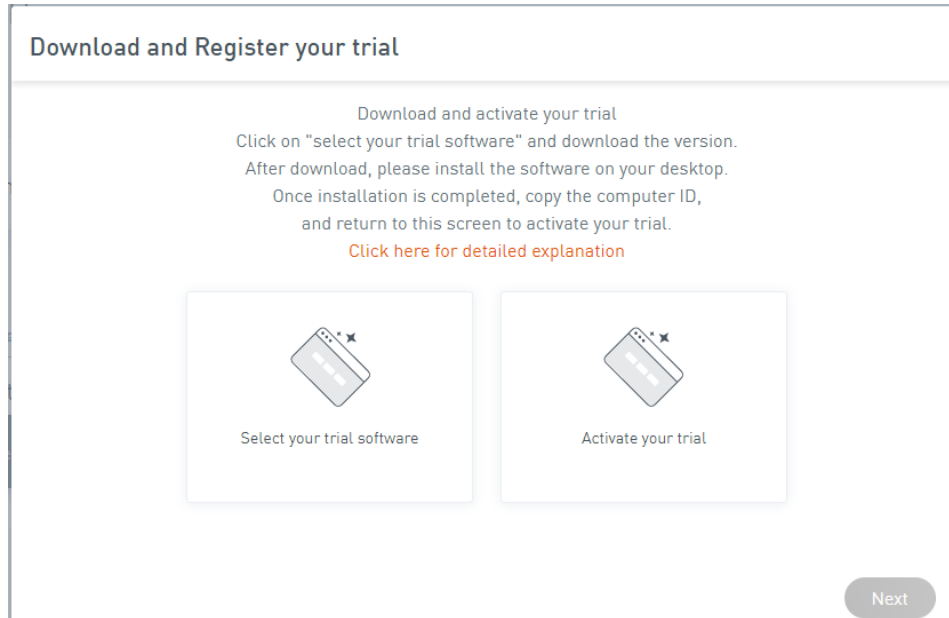
- Cellebrite UFED 4PC
- Physical analyzer
- UFED Cloud
- Inspector

How to Activate your Trial:

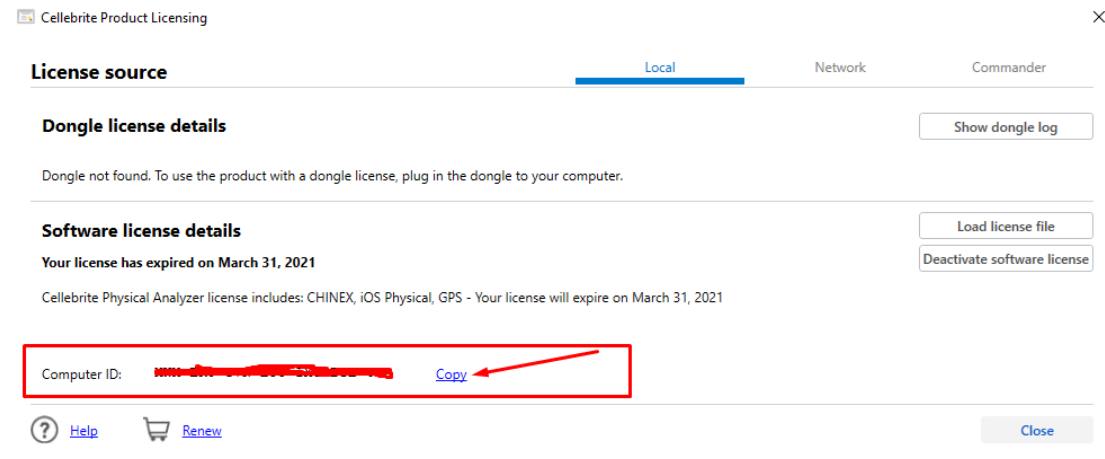
- Log in to [MyCellebrite customer community](#)
- Under the Products & Licenses tab:
Click on “Start a trial” or on “Try our products”



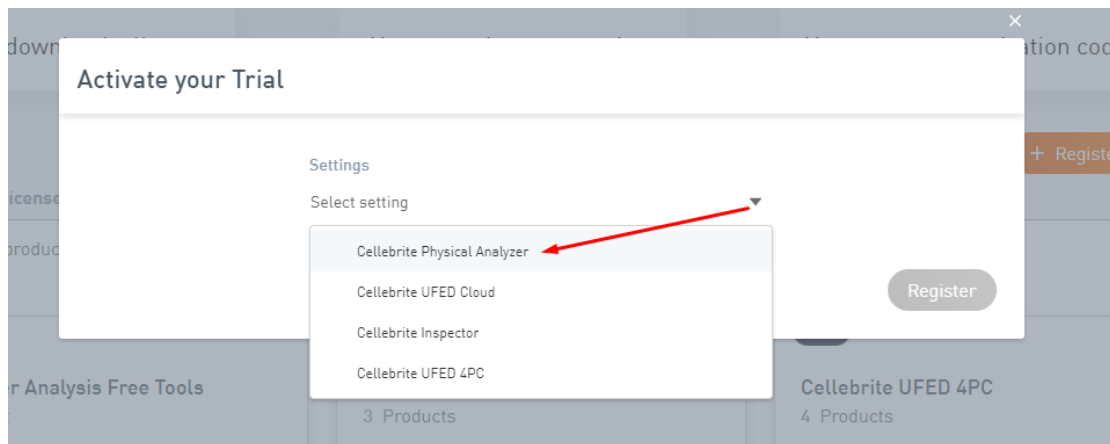
- In the below popup screen, Click on “select your trial software” and download the version.
After Download, please install the software on your dektop.



- After you downloaded the software and installed it, the software will load with the below screen.
Please copy the computer ID using the copy cutton.



- Return MyCellebrite and click on “Start a trial” or on “Try our products”
- Select “Activate your trial”
- Select your desired trial product from the list



- Click on “Register”
- The license file will be automatically downloaded to your computer.
- Return to the software page on your computer and load the license.

Thanks you,
Cellebrite Team